


X_line
by HOFFMANN



...the Hoffmann
Dovetail Key



Hoffmann Machine Technology

Hoffmann offers a complete range of machinery to process the Hoffmann-keyways. The working cycle of each machine is designed to be as efficient as possible. From the manually operated bench-top models to free-standing machines with multi-functional characteristics.


> **Manual** > **Semi-automatic** > **CNC-controlled processing**

exess Hand held router

Flexible hand held routing machine to produce a single dovetail keyway. The ultimate starter model without compromise to performance or quality.

Available with systainer.

Including router bit and tooling.




Technical data

Power supply	1ph/N/PE 230 V 50/60Hz 0.5 kW	Routing depth	60 mm
Motor	1 x 0,5 kW	Hoffmann-key-sizes	W-1/2/3
Motor speed	27.000 1/min.	Dimensions W/D/H	185/330/230 mm
Control	manual	Weight	3,3 kg
Work-piece clamping	manual	Order-No.	W1014000

X.line 10 Routing device

Portable, bench-top model with 0,5 kW motor. To produce a single dovetail keyway with each machine cycle.



Technical data

Power supply	1ph/N/PE 230 V 50/60Hz 0.5 kW	Height capacity	80 mm
Motor	1 x 0,5 kW	Routing depth	35 mm
Motor speed	27.000 rpm	Hoffmann-Key sizes	W-1/2/3
Control	manual	Dimensions W/D/H	360/550/270 mm
Work-piece clamping	manual	Weight	6,5 kg
		Order-No.	W1000100




Manual routing machine

X.line 20

by HOFFMANN

Manual bench-top model fitted with 0,5 kW motor supplied with 45° angle fence and butt stop as standard.

Most original Hoffmann accessories can be used with this machine.



Fencing units

1. Butt stop
2. Angle fence 45°
3. Measuring scale



Technical data

Power supply	1ph/N/PE 230 V 50/60Hz 0.5 kW	Routing depth	0 - 80 mm
Motor	1 x 0,5 kW	Dust extraction duct	Ø 60 mm
Motor speed	27.000 rpm	Hoffmann-Key sizes	W-1/2/3/4 (opt.)
Control	manual	Dimensions W/D/H	600/540/770 mm
Work-piece clamping	manual	Weight	19 kg
Height capacity	110 mm	Order-No.	W1000200

Pneumatic routing machine

X.line 25

by HOFFMANN

Pneumatic, semi-automatic routing machine with 0,5 kW motor and accessories. Suitable for small series production. Also available as a twin-version with 2 cutters.

Most original Hoffmann accessories can be fitted on this model.



Technical data

Power supply	1ph/N/PE 230 V 50/60Hz 0.5 kW	Routing depth	75 mm
Pneumatics	6 bar	Dust extraction duct	Ø 60 mm
Motor	1 x 0,5 kW	Hoffmann-Key sizes	W-1/2/3/4 (opt.)
Motor speed	27.000 rpm	Dimensions W/D/H	600/540/580 mm
Control	pneumatic	Weight	20 kg
Work-piece clamping	pneumatic	Order-No.	W1000250
Height capacity	95 mm		

Details

1. feed and clamping cylinder
2. Motor unit
3. Rear fence



X_line 50 sawing/routing

by HOFFMANN

Sawing and routing machine to produce 1 or 2 dovetail keys on one or both ends. Pneumatic saw blade feed, right hand station adjustable up to 3000 mm cutting length. Work-piece width up to 140 mm.

Units can be turned from +67°-0°-45°. Equipped with integrated dust extraction ducts. Cutting length adjustment with scale or digital readout (option). Pneumatic work-piece clamping.

Application range: door elements, architraves, general framing, profiles for interior and exterior purpose and furniture parts.



Technical data

Power supply	3 ph/N/PE 230/400 V 50/60 Hz 6.2 kW	Work-piece clamping	pneumatic
Pneumatics	6 bar	Cutting capacity	see cutting diagram
Saw motors	2 x 2200 W	Routing depth	75 mm
Routing motors	4 x 0.5 kW	Dust extraction ducts	Ø 90 mm
Saw blade	330 x 30 x 3.2 mm	Hoffmann-key-sizes	W-1, W-2, W-3
Nominal speeds	Routing 27.000 1/min. Sawing 3.000 1/min.	Dimensions W/D/H	3540 / 1000 / 1520 mm
Control	PLC / pneumatic	Weight	480 kg
		Order-No.	W 1000500



X_line 60 sawing/drilling

by HOFFMANN

Sawing and drilling machine to produce 1 or 2 holes on one or both ends. Pneumatic saw blade feed, right hand station adjustable up to 3000 mm cutting length. Work-piece width up to 140 mm.

Units can be turned from +67°-0°-45°. Equipped with integrated dust extraction ducts. Cutting length adjustment with scale or digital readout (option). Pneumatic work-piece clamping.

Application range: door elements, architraves, general framing, profiles for interior and exterior purpose and furniture parts.



Technical data

Power supply	3 ph/N/PE 230/400 V 50/60 Hz 6.2 kW	Control	PLC / pneumatic
Pneumatics	6 bar	Work-piece clamping	pneumatic
Saw motors	2 x 2200 W	Cutting capacity	see cutting diagram
Drilling motors	4 x 1100 W	Drilling depth	30 mm (Ø 6, 8, 10 mm)
Saw blade	330 x 30 x 3.2 mm	Dust extraction ducts	Ø 90 mm
Nominal speeds	Sawing 3.000 1/min. Drilling 10.000 1/min.	Dimensions W/D/H	3540 / 1000 / 1520 mm
		Weight	480 kg
		Order-No.	W 1000600



X.line 70 sawing/routing/drilling

by HOFFMANN

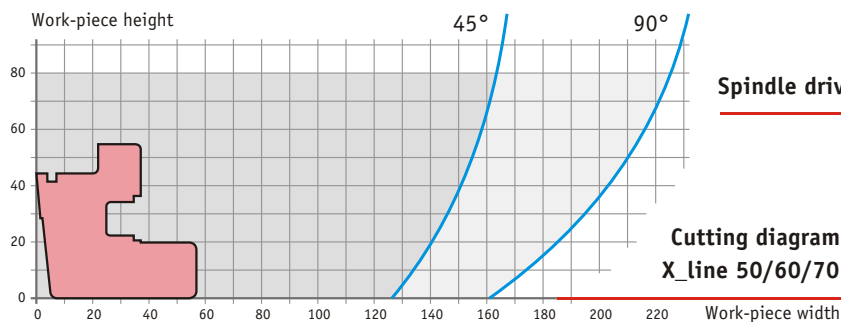

Trimatic – Sawing, drilling and routing machine to produce 1 or 2 key-ways and/or dowel holes on one or both ends of the work-piece. Pneumatic saw blade feed, right hand station adjustable up to 3000 mm cutting length. Work-piece width up to 140 mm.

Units can be turned from 90° to 45°. Equipped with integrated dust extraction ducts. Cutting length adjustment with scale or digital readout (option). Pneumatic work-piece clamping.

Application range: door elements, architraves, general framing, profiles for interior and exterior purpose, furniture parts and window-profiles.

Technical data

Power supply	3 ph/N/PE 230/400 V 50/60 Hz 6.2 kW	Control	PLC / pneumatic
Pneumatics	6 bar	Work-piece clamping	pneumatic
Saw motors	2 x 2200 W	Cutting capacity	see cutting diagram
Drilling motors	4 x 1100 W	Routing depth	75 mm
Routing motors	4 x 0.5 kW	Drilling depth	30 mm (Ø 6, 8, 10 mm)
Saw blade	330 x 30 x 3.2 mm	Dust extraction ducts	Ø 90 mm
Nominal speeds	Sawing 3.000 1/min. Drilling 10.000 1/min. Routing 27.000 1/min.	Hoffmann-key-sizes	W-1, W-2, W,3
		Dimensions W/D/H	3540 / 1000 / 1520 mm
		Weight	520 kg
		Order-No.	W 1000700



Spindle drive

Cutting diagram
X_line 50/60/70



The concept of the

Hoffmann-Key The brilliant system

The dovetail shaped Hoffmann-Key is a classic proven mechanical feature, recognised for its precision and performance – not only in mechanical construction but also in woodworking.

This principle function makes the Hoffmann-Key the ideal jointing method: Because of the precise double-dovetail shape of the Key and the exact routed dovetail slots the jointed parts are drawn together to form an accurate, secure and permanent joint.

The range of application of the Hoffmann-Key is enormous, from fine delicate work to heavy construction – picture framing (from 8mm widths) through plinth and cornice mouldings, to pillar-facade construction.

There are four standard cross section sizes of Hoffmann-Keys, available in various lengths. This means for every application there is an appropriate Hoffmann-Key.



- > Frames
- > Plinthes
- > Cornices
- > Lattice-work
- > Drawers



- > Internal fitting out
- > Framing
- > Pedestal-/crown mouldings
- > Door/window frames
- > Architraves
- > Furniture/Face-frames



- > Internal fitting out
- > Work surfaces
- > Conservatories
- > Triangular/arched windows
- > Wood/alu windows
- > Handrails



- > Heavy frames
- > Post and beam construction
- > Conservatories / Garden buildings
- > General joinery



Hoffmann Keys are available in the following lengths

W1:

6 / 10 / 14 / 18 / 22
30 / 40 / 50 / 60 mm

W2:

6 / 9,5 / 12 / 14 / 15,8
18 / 20,6 / 22 / 25,4
32 / 38 / 46 / 60 mm

W3:

12,7 / 15,8 / 17 / 19
25,4 / 31,7 / 38,1 / 46
52 / 60 / 80 / 100 mm

W4:

40 / 60 / 80 / 100 mm

Further information can be found in our special catalogues.

- > Hoffmann-Dovetail-Window
- > Machining Centres
- > Post and Beam Construction
- > Cabinet face frame construction



Hoffmann Maschinenbau GmbH

Mergelgrube 5 · D-76646 Bruchsal

Telefon +49 (0) 72 51 - 95 44 0

Telefax +49 (0) 72 51 - 95 44 44

Home

E-Mail

www.hoffmann-schwalbe.de

info@hoffmann-schwalbe.de